

WAREHOUSE PARTITIONING

SAFE HANDLING

PROTECTING PEOPLE, PROPERTY, AND PROCESSES.



CONTENTS

- 03 WAREHOUSE PARTITIONING
- 04 OUR SERVICES
- 06 MATERIAL HANDLING MADE SAFE
- 08 UNIQUE SOLUTIONS
- 10 WALL SYSTEMS FOR WAREHOUSING
- 12 DOORS
- 14 LOCKS
- 16 PARTITION WITH PANELS
- 17 CEILINGS WITH Z-BEAMS
- 18 SECURE YOUR SERVER ROOM
- 20 SECURE YOUR PALLET RACKS
- 22 ANTI-COLLAPSE SYSTEM
- 23 UNI-BRACKET
- 25 ACCESSORIES
- 26 SPEED BOLT
- 27 SHELVES AND DIVIDERS
- 28 TROAX CAGE
- 30 TROAX SOLUTION
- 31 TROAX WORLDWIDE

Troax is a global developer and manufacturer of steel mesh panels for Machine Guarding, Warehouse Partitioning and Property Protection. This brochure presents our solutions for the market segment Warehouse Partitioning. Our business concept is to develop innovative steel mesh panel solutions to protect people, property and processes. Our lightweight but strong mesh panels can be combined into unique solutions and are built to withstand the toughest tests and environments. Read more about our systems at www.troax.com

WAREHOUSE PARTITIONING

FOR MORE THAN 65 YEARS WE HAVE BEEN DEVELOPING INNOVATIVE STEEL MESH PANEL SOLUTIONS FOR MACHINE GUARDING, WAREHOUSE PARTITIONING, AND PROPERTY PROTECTION. TODAY WE ARE THE MARKET LEADER, AND OUR PRODUCTS CAN BE FOUND ALL OVER THE WORLD – PROTECTING PEOPLE, PROPERTY AND PROCESSES.

OUR SERVICES.

**LOCAL PRESENCE.
HIGH CAPACITY.
FAST DELIVERIES.**

TROAX IS IN THE BUSINESS OF SAFETY. OUR STEEL MESH PANEL SYSTEMS OFFER THE SAFEST AND MOST FLEXIBLE SOLUTIONS ON THE MARKET.



Whatever your safety needs may be, we will create a solution that is perfect for you. Our systems are marketed in three segments: Machine Guarding, Warehouse Partitioning and Property Protection.

SAFETY DOESN'T HAPPEN BY ACCIDENT

The Troax Test Centre is the heart of our business. Here, our products go through rigorous tests to maintain a high standard. We conduct impact tests on our panels, brackets and retainers on a daily basis. It is a job that requires both time and effort. But it is all worth it, because your safety is our priority.

SURVEYS ON SITE

One of our Technical salesmen will personally manage your inquiry and – if needed – carry out a detailed site survey on location. We use a CAD drawing tool to create each solution, which allows you to view our proposal in 2D and 3D before ordering any material. Our skilled assembly team can take care of the installation of your system while your contact at Troax will follow up your project.

PLANNING AND DESIGN

Our systems are adapted and designed to suit your specific needs, with everything intricately planned down to the smallest detail. With several security levels and a variety of different lock and door designs, our systems can be built to suit all kinds of application areas.

ASSEMBLY IS PART OF OUR OFFER

Troax offers help with assembly and installation of all our systems. Should you choose to assemble the products yourself, each Troax delivery includes clear user instructions and assembly guidelines, which make it easy to assemble our system on site.

IF YOU ARE STILL NOT CONVINCED...

- » Each installation is unique and created to meet the customer's specific demands.
- » Our mesh panels are extremely durable and can withstand the most demanding applications.
- » Troax provides products of the highest quality and functionality, using automated and environmentally friendly production processes.
- » Our systems are versatile and can easily be combined with each other, which makes them a good investment.
- » We are the first mesh panel solution company in the world to have our test method certified by TÜV.



MATERIAL HANDLING MADE SAFE.



1 TROAX CAGE
Our boxes are suitable for outdoor and indoor use, as a temporary or permanent solution.



2 HINGED DOORS
We offer hinged doors in several widths and with a variety of locking options.



3 SLIDING DOORS
We offer sliding doors in several widths and with a variety of locking options.



4 MEZZANINE GUARD
The Mezzanine system with posts, panels, kick plates and guard rail protects both people and loose objects from falling down.



5 SHELVES
Our sturdy shelves are made from steel mesh, which allows light as well as water from sprinklers to penetrate.



6 ENCLOSURES
The Troax Partitioning System is flexible and can easily be adapted to fit in locations that are difficult to access.



7 CEILINGS
Our mesh ceiling solution provides good visibility and ventilation. It allows light as well as water from sprinkler systems to penetrate.



8 STORAGE UNITS
Our storage solutions are available with mesh panels or steel panels. Here also with mesh ceiling panels.



9 PROTECTED AREA
With our modular Partitioning System you can protect areas and still get appropriate access with our flexible doors.



10 TRUCK AISLES
The Partitioning System allows warehouse trucks to come through without compromising the safety of personnel or goods.



11 AEROSOL STORAGE
Our smaller mesh size 25x25 mm, suits the particular requirement and specification for explosive products.



12 ANTI-COLLAPSE SYSTEM
Our anti-collapse system is easily fitted using brackets that fit most pallet racking types. The screen prevents pallet spillage.



TROAX OFFERS COMPLETE SOLUTIONS FOR YOUR ENTIRE LOGISTICS FLOW. OUR WAREHOUSE PARTITIONING SOLUTIONS WILL MAKE YOUR MATERIAL HANDLING BOTH SAFER AND MORE EFFICIENT.


There are several dimensions to the safety of your material handling and logistics. Our world-class products, such as mesh panel partitions, mesh decking and anti-collapse systems, have been developed to make your material handling safe and simple. Made of wire mesh, our partitions offer excellent visibility and ventilation conditions.

Our systems also allow light to penetrate and sprinkler systems to reach through walls and shelves in case of a fire. All in all, our warehouse products will improve any logistics environment, from large distribution centres to areas that need to be protected, such as data centres. Troax will create a solution that fits your needs.

Our mesh panel systems can be combined in a number of ways to suit your needs within material handling and logistics. This innovative approach will provide an affordable and future-proof solution.

To us, each installation is unique, and to make sure all our components and systems work together we have developed a number of smart accessories. For example, we can meet all required floor gaps between 0–100 mm.

Our flexible wall system consists of numerous accessories, which when put together creating a complete solution. Standard heights: 2,200 and 3,000 mm. Maximum free-standing wall: 6,600 mm. With fixings to the existing construction, there are almost no limitations regarding height.



COMBINE OUR SYSTEMS FOR UNIQUE SOLUTIONS.



1 END-RAISING FOOT UR/UX

This product is used when fitting panels in a corner, or as an end against a wall.



2 RAISING FOOT UR/UX

This foot is used on panel joints where there is no post.



3 POST

Our posts have a stable design and are the backbone of our systems.




4 BRACKET 60x40 - POST

This product is used to locate posts behind panels. The brackets are easy to fit, with an even and neat-looking finish for the partition as a result.




5 SMART SPLICE

The Smart Splice is used for partitioning walls taller than 3,000 mm. It is compatible with painted 60x40 posts and tubes.



6 TOP FIXING 60x40

Used when fitting a high wall to the roof. Has a telescopic design to allow structural movement.



7 POST 80x80

These strong posts are suitable for high free-standing walls when extra strength is needed.




8 BRACKET 80x80

Locate posts behind panels. Simple to fit resulting in a neat flush finish for the partition.




9 EXTENSION BRACKETS 80x80

A smart solution for taller Partitioning walls. Top fixing recommended when building beyond 4,400 mm.



10 TOP FIXING 80x80

Used when fitting a high wall to the roof. Has a telescopic design to allow structural movement.



11 CUT PROFILE

This is an easy-to-use and flexible solution for adjusting the height of mesh panels during installation without losing the system's strength.




12 END PROFILE

This is an easy and flexible way to adjust the width of mesh panels during installation without losing the system's strength.

WALL SYSTEMS FOR WAREHOUSING.




OUR WALL SYSTEMS ARE BASED ON MESH PANELS AND STEEL SHEET PANELS THAT ARE ADAPTABLE FOR HIGH OR LOW ASSEMBLY AND PROVIDE A RANGE OF SAFETY LEVELS. OUR STABLE AND DURABLE PARTITIONING WALLS HAVE BEEN DEVELOPED TO COVER ALL YOUR MATERIAL HANDLING NEEDS.



50x50 (UR 350 & UX 450)
50x50 mm mesh panels are an ideal solution for providing a safe working environment that allows natural light and ventilation.

Tube UR: 19x19x1 mm or **UX:** 30x20x1.25 mm
Wire UR: 2.5x2.5 mm or **UX:** 3.0x3.75 mm
Heights: 800, 1,100* and 2,200 mm
Widths: 200, 300, 500, 700, 800, 1,000, 1,200 and 1,500 mm


*Height 1,100 mm only for UR in widths 700, 1,200 and 1,500 mm.



25x25 (UR 325)
25x25 mm mesh panels are adapted for applications that require a high level of safety, such as storing aerosols, or hazardous or high-value goods. The panels allow natural light and ventilation.

Tube UR: 19x19x1 mm **Wire UR:** 2.5x2.5 mm
Heights: 800, 1,100* and 2,200 mm
Widths: 200, 300, 700, 800, 1,000, 1,200 and 1,500 mm


*Height 1,100 mm only for widths 700, 1,200 and 1,500 mm.



100x50 (UR 300)
100x50 mm mesh panels are a lighter alternative to 50x50 mm, but still a perfect solution for providing a safe working environment.

Tube UR: 19x19x1 mm **Wire UR:** 2.5x2.5 mm
Heights: 1,100* and 2,200 mm
Widths: 200, 300, 700, 800, 1,000, 1,200 and 1,500 mm

*Height 1,100 mm only for widths 700, 1,200 and 1,500 mm.





FULL STEEL (UR SP)
UR SP modular full steel panels are ideal for creating storage areas for storing goods out of sight. They are made from profiled steel sheet and are available in a number of different standard widths.

Tube UR: 19x19x1 mm **Sheet Steel:** 0.7 mm
Heights: 2,200 mm
Widths: 200, 300, 700, 800, 1,000 and 1,200 mm

All panels are delivered powder-coated as standard with a grey RAL 7037 finish.

DOORS.


THE PICTURE SHOWS A SECURE STORAGE INSTALLATION USING OUR PARTITIONING SYSTEM. THE INSTALLATION REQUIRED AN 11 METRE HIGH WALL WITH ATTACHMENT TO THE EXISTING RACKING END FRAMES. A DOUBLE SLIDING DOOR IN A SINGLE RAIL WAS ALSO INSTALLED FOR ACCESS.



SINGLE HINGED DOOR
Choose from Padlock, ASSA cylinder, Euro cylinder, Electric strike or Panic Bar.

STANDARD DIMENSIONS	
Door leaf Width	980 mm, 1,180 mm
Door leaf Height	2,100 mm
Door Width	1,000 mm, 1,200 mm


Locking options: Padlock, ASSA cylinder, Euro cylinder, Electric strike or Panic Bar.



DOUBLE HINGED DOOR
Available in several widths with a number of different locking options.

STANDARD DIMENSIONS	
Door leaf Width	980 mm, 1,180 mm
Door leaf Height	2,100 mm
Door Width	2,000 mm, 2,400 mm


Locking options: Padlock, ASSA cylinder or Euro cylinder.



SINGLE SLIDING DOOR (SINGLE RAIL)
Available in various widths with a number of locking options.

STANDARD DIMENSIONS	
Door leaf Width	980 mm, 1,180 mm
Door leaf Height	2,100 mm
Door Width	900 mm, 1,100 mm, 1,900 mm, 2,900 mm


Locking options: Padlock, ASSA cylinder, Euro cylinder or Electric strike.



DOUBLE SLIDING DOOR (SINGLE RAIL)
Available in several widths with a number of different locking options.

STANDARD DIMENSIONS	
Door leaf Width	980 mm, 1,180 mm
Door leaf Height	2,100 mm
Door Width	1,900 mm, 2,300 mm

Locking options: Padlock, ASSA cylinder or Euro cylinder.



DOUBLE SLIDING DOOR (DOUBLE RAIL)
Perfect when you want to divide a secured space. Available in various widths with a number of different locking options.

STANDARD DIMENSIONS	
Door leaf Width	980 mm, 1,180 mm
Door leaf Height	2,100 mm
Door Width	2x900 mm, 2x1,100 mm

Locking options: Padlock, ASSA cylinder or Euro cylinder.



LINEAR SLIDING DOOR
A door with a clear opening height. No overhead track is required. Suitable for a forklift passage.

STANDARD DIMENSIONS	
Door leaf Height	2,100 mm
Opening Width	2,800 or 4,000 mm
Construction Width	7,200 or 9,900 mm


Locking options: Padlock, ASSA cylinder or Euro cylinder.



CARRIER DOOR
An add-on kit to our standard sliding door.

STANDARD DIMENSIONS	
Door leaf Width	980 mm, 1,180 mm
Door leaf Height	2,100 mm
Door Width	1,900 mm, 2,300 mm

Locking options: Padlock, ASSA cylinder or Euro cylinder.



SALOON DOOR
An add-on kit to our standard single or double hinged door.

STANDARD DIMENSIONS	
Door leaf Width	980 mm, 1,180 mm
Door leaf Height	2,100 mm
Door Width	2x900 mm, 2x1,100 mm

Locking options: Padlock, ASSA cylinder or Euro cylinder.

LOCKS.




PANIC BAR

For emergency evacuation. Available as a hinged door, fitted with euro profile cylinder. The Troax Panic Bar meets the requirements of norm EN 1125.



ABLOY EL460

A kit with the electrical lock ABLOY EL460 is combined with split function for emergency exit from the inside.



KNOB AND HANDLE

When it shall be possible to open the door from the inside with only the handle and necessary to use a key from the outside.



ASSA CYLINDER

A frequently used door, which can be used both locked with a key or unlocked with just the handles.



EURO CYLINDER

A frequently used door, which can be used both locked with a key or unlocked with just the handles.



ELECTRIC STRIKE

When an electric keyless control is needed. For example together with a tag/code/ card system.



ELECTROMAGNETIC LOCK

This lock is compatible with a tag/code/ card system and is a good solution when an electric keyless control is needed for a sliding door.




PADLOCK

For less frequent access.

TROAX HAS A WIDE ASSORTMENT OF DIFFERENT LOCKING OPTIONS, EACH TO SUIT A DIFFERENT NEED, DEPENDING ON THE APPLICATION, SECURITY AND DEGREE OF ACCESS.

WE ALSO HAVE SMART ADD-ON ARTICLES WHEN A STRONGER, A MORE STABLE, AND/OR A THOROUGH DOOR WITH EXTRA FUNCTIONS IS REQUESTED.




ESPAÑOLETTE

Our standard espagnolette can easily be added to our double hinged doors. It provides a more stable door.



DOOR CLOSER

We have a standard door closer which is compatible with all our single hinged doors.



KIT POST SUPPORT

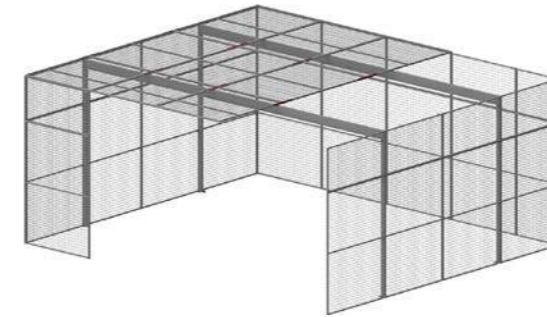
Kit post support with its 4 plates enables the making of a double post. This is our strongest solution for a high free-standing wall or door.

The picture shows our Kit post support in combination with a 4,400 mm high linear door.

DOOR ACCESSORIES.

PARTITION WITH PANELS.

Areas or goods that need to be separated are effectively protected by our modular partitioning system. Mesh panels or steel sheet panels are an excellent and cost-effective alternative to solid wall installations, and they are a great complement to partitioning walls. Our wall systems can either be built to reach the existing ceiling or be combined with our mesh ceiling, which provides an excellent overview, allows light and water from sprinkler systems to penetrate and prevents trespassing. The panels are easily put up, using smart fittings, and can be used in most material handling and logistics environments. Our Z-beam, which is very strong, ensures a secure and stable ceiling structure.



The Z-beam is resting on the 60x40 posts. Available standard Z-beams lengths are 1,500 mm, 2,400 mm and 3,500 mm. The shorter 1,500 mm is also used as a splice for the longer lengths. The panels are bolted together in the width and spliced together in the length. This all together creates a sturdy and flexible roof construction.



CEILING WITH Z-BEAMS.

WHERE THE CEILING HEIGHT IN THE BUILDING IS SIGNIFICANT OR JUST FOR ADDED SECURITY, A CEILING MADE OUT OF MESH PANELS IS A VERY GOOD SOLUTION. WITH OUR Z-BEAMS AS SUPPORT, WE CAN BUILD UP TO A 7x7 M BIG FREE-HANGING CEILING WITHOUT HAVING ANY INNER PARTITIONING WALL. FOR EXAMPLE IS THIS SOLUTION SUITABLE FOR BIG CAGES AND SERVER ROOMS.


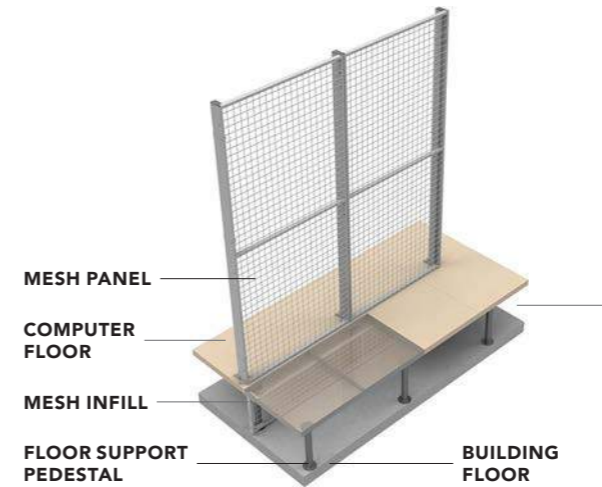


SECURE YOUR SERVER ROOM.




Our modular panel systems – with or without mesh ceilings – can be adapted to fit any height. The mesh panels allow proper air circulation and can be built around existing installations and obstacles. Our offer includes complete installations with mesh or steel sheet panels. The latter are primarily used to protect an area from view. There are several solutions to provide a proper floor environment for computers and servers, as well as solutions to protect the area above a suspended ceiling.

A COST-EFFECTIVE AND FLEXIBLE SOLUTION. ADAPTABLE TO FIT ANY HEIGHT. CAN BE COMBINED WITH OUR MESH CEILINGS. ALLOWS PROPER AIR CIRCULATION, LIGHT AND SPRINKLER PENETRATION.



An example of mesh infill between the building floor and the computer floor.



SECURE YOUR PALLET RACKS.




DOORS

With Kit 7090 Pallet rack and Spacing tube 40×30, is it possible to fix standard swing doors and sliding doors against pallet racks.

The upgraded Spacing tube with threads allows hinges on both sides. This makes it possible to mount a door both to the left and to the right of the pallet rack upright.

And our new flexible bracket is more stable and the slot makes it flexible to adapt in width.



Anti-collapse Steel Mesh System.
Sturzschutz-Gittersystem

Caution: regular inspections to check for - Corrosion application, - Additional storage or displacement of structural components.

Report if damage to the steel meshing to the selling entity, off-site.

These vertical/steel mesh wall system does not act as a loadstop as it's not a part of the loadbearing pallet racking structure.

If any doubt always check with the supplier.

Manufacturer/Hersteller: TROAX

System weight/Systemgewicht: 110 kg/m²

System capacity/Systemkapazität: 1000 kg/m²

Dimensions/Abmessungen: 1200 x 1200 mm

Material/Material: Steel/Steel

System description/Systembeschreibung: Anti-collapse steel mesh wall system for pallet racking

Panel type/Plattenart: Mesh/Mesh

Standoff Brackets/Abstander: TROAX

ANTI-COLLAPSE SYSTEM.

Our anti-collapse system prevents any risk of spillage from pallets in warehouse storages. This is a system that has been created for safe handling and storing of products in a logistics environment.

The Troax anti-collapse system, is the strongest on the market. It is a durable barrier against accidents caused by goods falling from or being mistakenly knocked off pallet racks, and it prevents any risk of overloading in high-stacking situations.

The system is made from fully welded mesh and steel frames, and is strong and durable. The panels are available in three models with different safety

levels to suit your specific needs. Anti-collapse panels are easy to mount using our sturdy brackets, which fit the majority of pallet racks.

Mesh panels are the basis of our anti-collapse system. They are available in three mesh sizes to suit different types of goods. The Troax anti-collapse system can be combined with pallet racks of various sizes. Choose between panels from 700 to 1,500 mm wide, with a height of 1,100 or 2,200 mm. The standard grey colour is neutral and makes it easy to see through the mesh, but panels can be supplied in your choice of colour – or galvanised.

PANEL (HxW)

- 2,200x700 mm
- 2,200x1,200 mm
- 2,200x1,500 mm
- 1,100x700 mm
- 1,100x1,200 mm
- 1,100x1,500 mm

Available in mesh sizes 50x50, 100x50 and 25x25 mm.

TECHNICAL INFORMATION

- Frame 19x19x1.0 mm
- Wire 2.5x2.5 mm
- Finish Powder paint, Grey RAL 7037

Available with hot-dip galvanised finish.

ULTIMA BRACKET

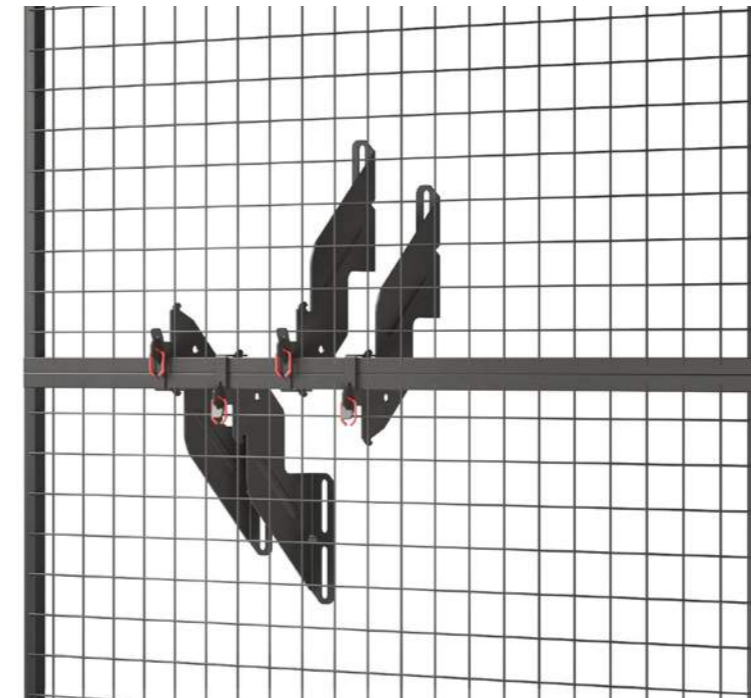
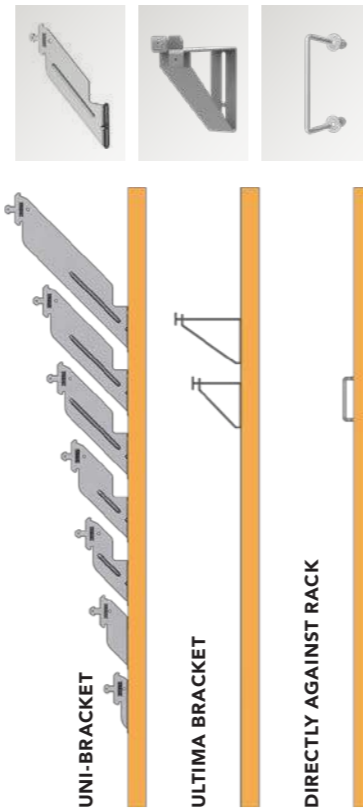
- Ultima 150 mm
- Ultima 210 mm

UNI-BRACKET

- Uni-bracket 50 mm, pre-galvanised
- Uni-bracket 100 mm, pre-galvanised
- Uni-bracket 150 mm, pre-galvanised
- Uni-bracket 200 mm, pre-galvanised
- Uni-bracket 250 mm, pre-galvanised
- Uni-bracket 300 mm, pre-galvanised
- Uni-bracket 400 mm, pre-galvanised

DIRECTLY AGAINST RACK

- 0 mm



The new and versatile Uni-bracket can be mounted in four different positions. This means that it is a lot easier to find a good spot on the pallet racking upright, compared with any other bracket on the market. Our unique kit secure method keeps the panels locked in position, and to improve strength further, a formed rib and a small indent have been added. Another new feature is that the Uni-bracket now has a cut-out which eases the removal of pallet racking beams that are located near the brackets.

The system is very user-friendly as it can now be built more logically from the bottom of the screen upwards.

A CUT-OUT FOR EASY REMOVAL OF PALLET RACKING BEAMS

FOUR DIFFERENT POSITIONS

SECURE CLIP & WIRE

BUILD FROM THE BOTTOM AND UPWARDS

UNI-BRACKET.

REINFORCED WITH A FORMED RIB AND A SMALL INDENT

THE PENDULUM TEST METHOD

One purpose with the pendulum test is to document the effect of a high-energy impact test of 2,500 joules on our anti-collapse system with bracket. At the test, a pendulum of 160 kilograms was adjusted so that the impact hit the middle of the mesh in one of the panels. The impact test of 2,500 joules is approximately 160 kilograms at 20.1 km per hour.

The results were good; the anti-collapse system with bracket withstood the impact. There were no penetration and no parts departed. All panels, brackets, and retainers remained attached. The fact that our test method is certified means that our anti-collapse system with bracket has high quality, and most importantly, that you are safe.

2,500 JOULES

In order to simulate a real-life event, the 160 kg pendulum hits the panel at a speed of 20.1 km/h.



SMART ACCESSORIES COMPLETE THE OVERALL PICTURE.

The Troax anti-collapse system is easily adapted to fit your warehousing system. Our anti-collapse mesh is mounted with brackets that fit the majority of pallet racks. Accessories including fixings and fasteners complete the system. The range of accessories also includes cut sections for adjusting the panels in places where the standard measurements are not completely perfect.



UNI-BRACKET WITH SECURE
(CLIP & WIRE)




ULTIMA BRACKET



KIT ACL CLAMP



KIT HIGH ASSEMBLY



ULTIMA SPACER




ACL CLAMP



HIGH ASSEMBLY



SPEED BOLT



FLOOR FIXING ACL

EASIER ASSEMBLING
FROM THE FRONT

SPEED BOLT IS PERFECT FOR OUR
ANTI-COLLAPSE SYSTEM. THE NUT IS
INCLUDED IN THE BOLT, WHICH MAKES
THE ASSEMBLY A LOT EASIER, FASTER
AND MORE EFFICIENT.

WITHSTANDS
2,500 JOULES

ONLY ONE ITEM


Perfect for our anti-collapse system, the new Speed Bolt is highly requested and developed accordingly. With no separate nut or bolt the assembling is easier and faster, and therefore generates increased efficiency and better ergonomics, saving you valuable time. Without having to reach over the backside of the upright beam, the Speed Bolt is easily assembled only from the outside of the screen. It can therefore also be assembled on closed upright beams, which makes it really flexible. The Speed Bolt is tested to withstand an incredible impact force of 2,500 joules, and with every detail included all you need to do is fasten it.

SPEED BOLT.



SHELVES AND DIVIDERS.

STANDARD SHELVES




- **ROUNDED WIRE ENDS**
- **1,100x890 MM FOR RACKING WITH 50 MM BEAMS, MESH SIZE 50x100 MM, WATERFALL 25 MM**
- **PRE-GALVANISED FINISH**
- **REINFORCEMENT: FLAT BARS (500 KG) OR STANDARD AND INVERTED OMEGA PROFILE (500, 800 AND 1,000 KG UDL)**
- **SAFETY WIRE IN THE FRONT AND BACK**

Custom shelves are made in lots of different variations upon request.

DIVERSE DIVIDERS

Troax offers all types of dividers in different sizes and shapes to optimize your shelf solution. Our dividers are made of high-grade steel for maximum durability, keeping your warehouse organized and your goods safe. We offer mesh dividers with clips in three standard heights: 200, 300 and 500 mm.

- **STANDARD DIVIDERS WITH CLIPS**
- **DIVIDERS WITH EXTERNAL WIRE**
- **HANGING DIVIDERS**
- **FLUE SPACER DIVIDERS**
- **DIVIDERS WITH TUBULAR FRAMES**



TROAX CAGE.

Trox Cage is a quick and easy anti-theft solution, suitable for warehouses or on construction sites. Its free-standing design and construction makes it particularly suitable for storing hazardous materials and protecting against theft or vandalism.

The sturdy mesh panels of the cage allow great visibility and control over the stored items. Trox Cage is easy to assemble and can be used for both temporary and permanent installations. A double door of 1,000+1,200 mm allows an easy access for forklifts, and the unique design of the hinge enables a 270 degree opening of both doors.

The mesh panels are available in both grey RAL 7037 for indoor use, and hot-dip galvanised finish, which makes it ideal for outdoor use.



+

**QUICK AND EASY
INSTALLATION**

+

**OUTDOOR AND
INDOOR USE**

+

**MODULAR
AND FLEXIBLE**

STANDARD CAGE DIMENSIONS

HEIGHT	WIDTH	DEPTH
2,200 mm	1,200 mm	1,200 mm
2,200 mm	2,200 mm	1,200 mm
2,200 mm	2,200 mm	2,400 mm
2,200 mm	2,200 mm	3,600 mm
2,200 mm	2,200 mm	4,800 mm
2,200 mm	2,200 mm	6,000 mm


With the Extension kit, it is possible to add depth to the cage. Mesh size: 50×50 mm, tube 30×20 mm, wire 3×3.75 mm. As standard lock option, you can choose between padlock, ASSA- or Euro cylinder.

+

**270° OPENING
OF BOTH DOORS**

FROM 200 MM, UP TO THE INFINITY.

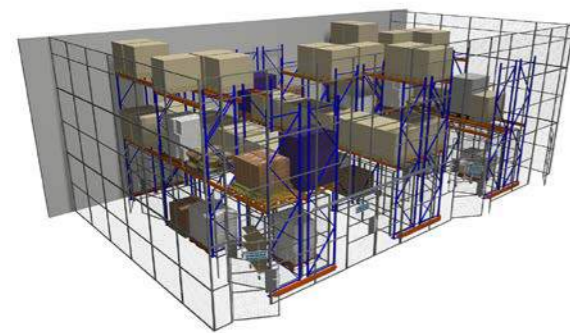
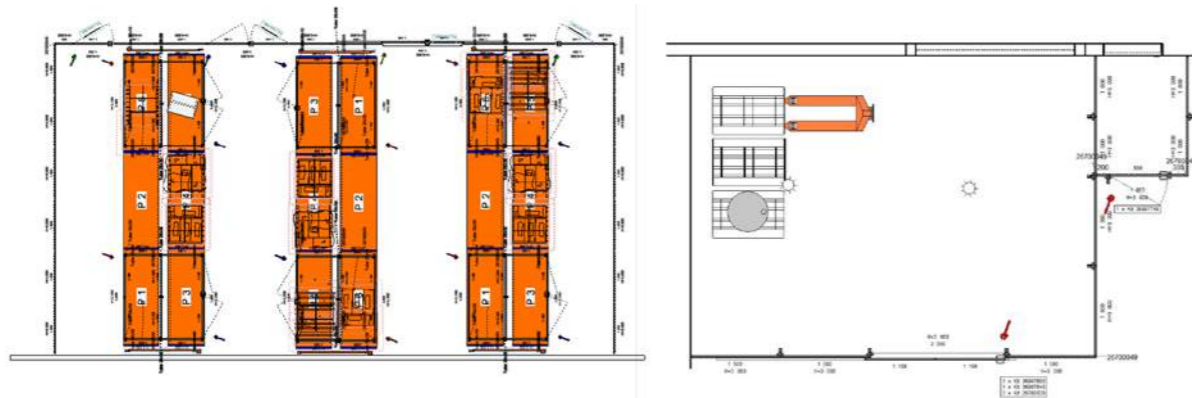
Trox Cage is a flexible and modular construction, and all depths are possible – it can even be tailored from 200 mm up to the infinity. Also, depth can be extended when needed, as these panels easily can be modified on-site if your application should change.



VIEW YOUR TROAX SOLUTION BEFORE ORDERING.

It can be difficult to imagine how your solution will look like before it has been delivered and assembled. At Troax, we use a comprehensive drawing and rendering program, which allows you to view our proposal as 2D and 3D-generated drawings before placing your order.

Read more about Troax at www.troax.com. Here you will also find product data sheets, 3D files and much more for download.



LOCAL & GLOBAL PRESENCE.

TROAX IS REPRESENTED IN MORE THAN 40 COUNTRIES AND HAS 24 SALES COMPANIES OF ITS OWN. WE AIM TO STRENGTHEN OUR POSITION WORLDWIDE AND EXPAND OUR BUSINESS ON EACH CONTINENT.



At Troax, we meet your needs through local sales offices, backed up by daily deliveries from the world's largest warehouse for mesh panels, Troax in Hillerstorp, Sweden.

STRONG MARKET SEGMENTS

Our systems are marketed in three segments: Machine Guarding, Warehouse Partitioning and Property Protection.

1. MACHINE GUARDING

Today's modern industry, with its advanced processes, places significant demands on safety. In particular, there is a great need for controlled access for authorised personnel. Our mesh panels are based on a carefully developed modular system that also includes special adaptations.

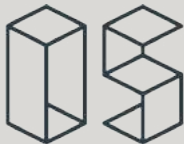
2. WAREHOUSE PARTITIONING

Troax can meet all requirements for storage and security. We are suppliers to all types of industry – from traditional manufacturers that require large-scale flows and volumes through their factories, to facilities with high-bay storage and retail storage. We can meet all your requirements and we offer complete solutions.

3. PROPERTY PROTECTION

Whether a question of new development or renovation of an existing installation, we are convinced that you will find our products easy to work with. Your unique needs and our creativity have contributed to our constant product development, giving rise to our motto: "Secure storage must be simple."

MAKING YOUR WORLD SAFE



Oracle
Storage

Oracle Storage | Unit 6 Minerva House, Calleva Park, Aldermaston, Berkshire, RG7 8NA

www.oraclestorage.co.uk | sales@oraclestorage.co.uk